

375 HP

## SD32-8

EPA Tier4F/EU Stage IV

- ▶ Engine model: Cummins QSG12
- ▶ Rated power : 280 kW/375HP/1900 rpm
- ▶ Operating weight: 39 t (Equipped with single-shank ripper)

### Product features

SD32-8 bulldozer is the first model of SHANTUI new generation SD-8 Series, a series of high-performance hydraulic machinery bulldozer. It is one of the representative of SHANTUI advanced technology, which conforms to the EPA Tier4F/EU Stage IV emissions requirements, featuring excellent production performance, simple operation, easy maintenance, safe and comfortable, intelligent and efficient. This bulldozer has high productivity and low operating cost. It is an indispensable high performance equipment in the construction of mines and water conservancy projects.



shantui e-shop

# SHANTUI

VALUE THAT WORKS

Shantui Construction Machinery Co., Ltd.

ADDRESS:  
No. 58, G327 Highway  
Jining City, Shandong, CHINA

TEL: +86-537-2909369  
FAX: +86-537-2311219  
EMAIL: trade@shantui.com







375 HP

# SD32-8

Technical specifications:

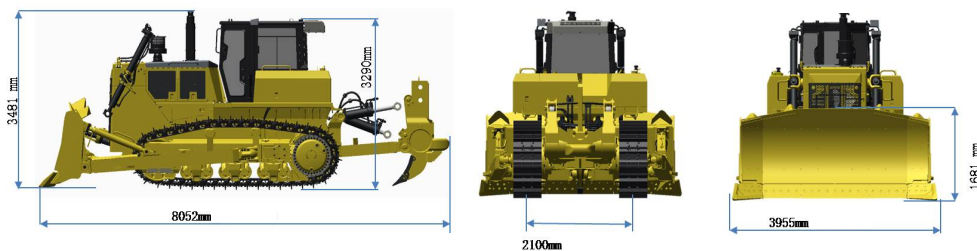
Blade Type	Heavy Duty Semi-U
Min. ground clearance:	485 mm
Ground pressure:	0.107 MPa
Minimum turning radius:	3.5 m (The external edge of the track)
Gradeability:	30°
Track gauge:	2100 mm

SD32-8

	ENGINE	Model	Cummins QS612		
		Rated revolution	1900 rpm		
		Rated power	280 kW/ 375HP		
		Cylinder number	6-132 x 144 mm (bore x stroke)		
		Piston displacement	11.8 L		
		Min. fuel consumption	215 g/kW-h		
		Max. torque	1830 N-m @ 1400rpm		
	POWER TRANSMISSION SYSTEM	Torque converter	3-element, 1 stage, 1 phase		
		Transmission	Planetary gear, multi-disc clutch, hydraulically connected, forced lubrication		
		Main drive	Spiral bevel gear, splash lubrication, single-stage speed reduction		
		Steering clutch	Lubricated, multi-disc, spring loaded, hydraulically separated, hydraulic control		
		Steering brake	Lubricated, multi-disc, spring loaded, hydraulically separated, hydraulic control, normally closed braking system		
		Final drive	2-stage speed reduction of spur gear, splash lubrication		
	TRAVEL SPEED	Gear	1st	2nd	3rd
		Forward	0~3.7 km/h	0~6.7 km/h	0~11.0 km/h
		Reverse	0~5.0 km/h	0~8.2 km/h	0~13.9 km/h
		Type	Oscillating equalizer bar and pivot shaft		
	UNDERCARRIAGE SYSTEM	Carrier rollers	2 each side		
		Track rollers	6 each side (single flange 4, double flange 2)		
		Track type	41 each side		
		Width of track shoes	560 mm		
		Pitch	228.6 mm		
	HYDRAULIC SYSTEM	Maximum pressure	21 MPa		
		Pump type	Gear pump		
		Discharge (at revolution of 2000 rpm)	260 L/min		
		Bore of working cylinder (Internal Bore Diameter) × no.	120 mm × 2		
	BLADE	Blade type	Semi-U blade		
		Dozing capacity	9.7 m³		
		Blade width	3955 mm		
		Blade height	1681 mm		
		Maximum drop below ground	589 mm		
		Maximum tilt adjustment	1241 mm		
		Weight of blade	4700 kg		
	RIPPER (OPTIONAL)	Maximum digging depth of 3-shank ripper	606 mm		
		Maximum lift above ground	938 mm		
		Weight of 3-shank ripper	3.8 t (oil cylinder included)		
		Maximum digging depth of single ripper	596 mm		
		Maximum lift above ground	940 mm		
		Weight of single ripper	3.1 t (oil cylinder included)		

## OVERALL DIMENSIONS Semi-U blade

8052\*3955\*3481mm



▶ THE SPECIFICATIONS ARE SUBJECT TO CHANGE WITHOUT NOTICE. THE PICTURES MAY INCLUDE OPTIONS. THE ACTUAL COLOR & APPEARANCE OF THE PRODUCT MAY DIFFER FROM WHAT IS SHOWN.